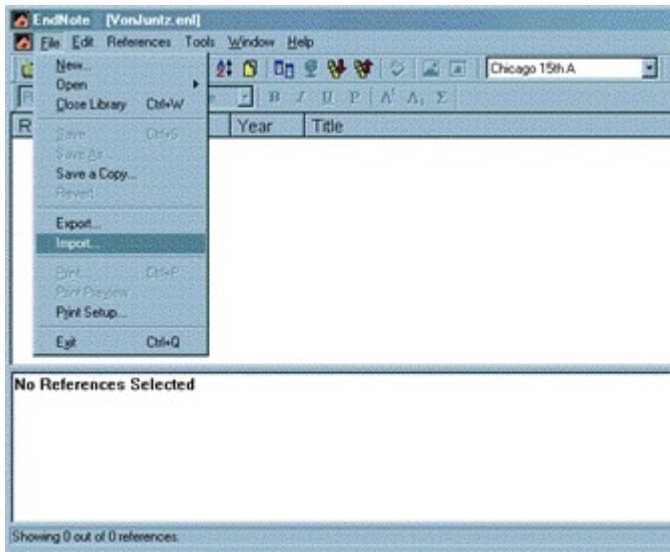
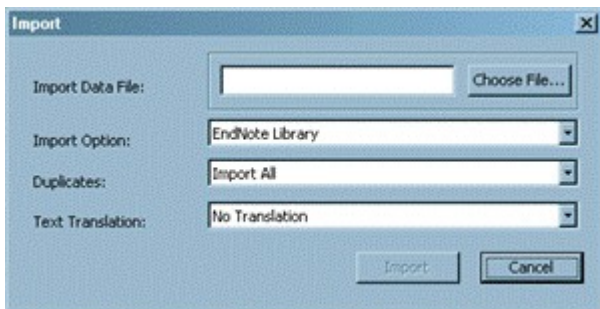


Import the text file into EndNote

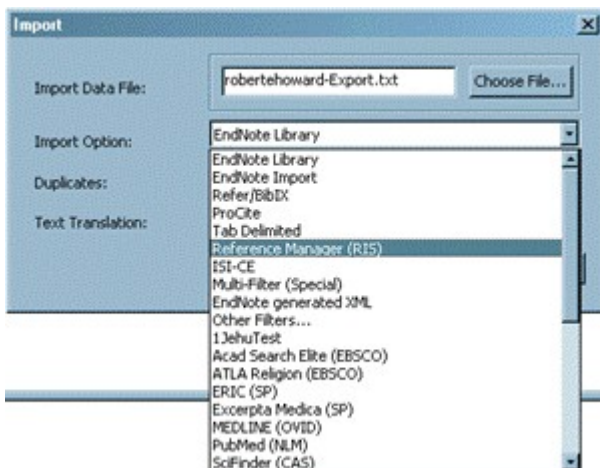
- Create a new EndNote library, or open an existing one to import the text file.
- From the EndNote *File* menu, choose *Import*.



- Click the *Choose File* button to locate the file saved from your RefWorks account.



- On the Import Option drop-down list, choose "Reference Manager (RIS)." The selections for Duplicates and Text Translation do not require adjusting unless your operating system is using a language setting other than English.



- Click on the *Import* button. EndNote will present your references in a library window. You can view all references in a library by selecting the *References* menu and *Show All References*.